

69 LEADING RESEARCH UNIVERSITIES IN THE US

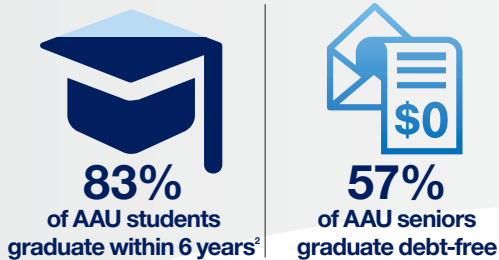


Founded in 1900, the Association of American Universities is composed of America's leading research universities. AAU's 71 research universities* (69 in the United States and 2 in Canada) transform lives through education, research, and innovation. Our member universities earn the majority of competitively awarded federal funding for research that improves public health, addresses national challenges, and contributes significantly to our economic strength, while educating and training tomorrow's visionary leaders and innovators.

ECONOMIC IMPACT



VALUE

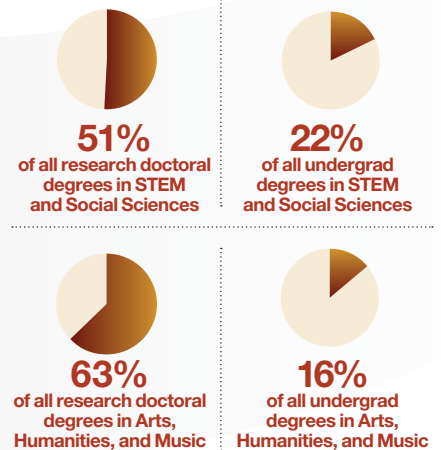


EDUCATION 2021 Data

AAU universities make up only 3% of all 4-year universities in the U.S., yet award 43% of research doctorate degrees.³



% Degrees awarded by AAU universities




RESEARCH

\$31.5 BILLION Federal research dollars awarded in 2021

1 All figures in this document represent the U.S. institutions.
2 2021 graduation rate at AAU universities.
3 Not including professional doctoral degrees.

ECONOMIC IMPACT

EMPLOYEES



849,940
Total employees
at AAU universities in 2021

SALARIES



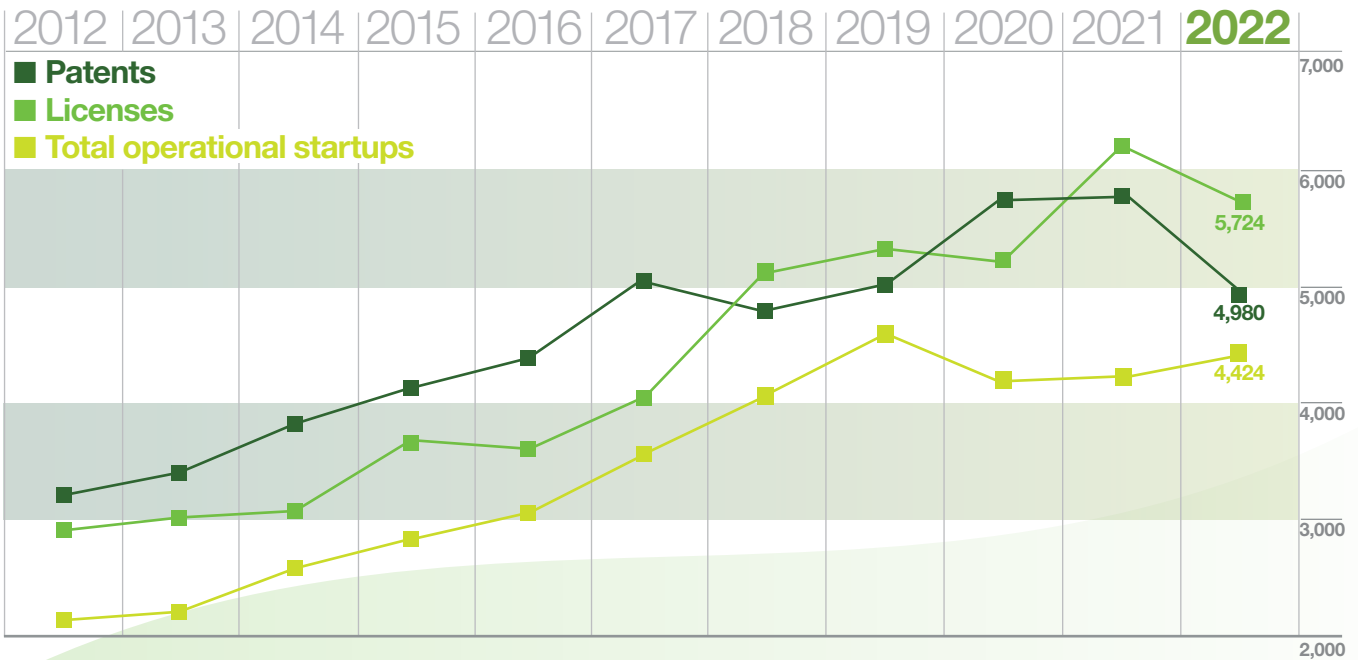
\$107.4 Billion
Total salaries
paid by AAU universities in 2021

ENTREPRENEURS



37 in Top 50
37 AAU universities were in the top 50 **worldwide** for producing venture-capital-backed entrepreneurs as of 2023

ECONOMIC IMPACT OVER TIME OF AAU MEMBER UNIVERSITIES (2012–22)



PATENTS



4,980

Patents issued in 2022

LICENSES



5,724

Technology license agreements in 2022

TOTAL STARTUPS



4,424

Cumulative operational startup companies formed as of 2022

STARTUPS IN 2022



622

Startup companies formed in 2022

HOME STATE COs



374

Startup companies created in home state in 2022

DEGREES AWARDED BY AAU UNIVERSITIES IN THE U.S. AS OF 2021



617,590

Total Degrees



30,453

Research Doctorates



29,328

Professional Practice
Doctorates



184,427

Master's Degrees




333,860


Bachelor's Degrees

In 2021, AAU institutions awarded 51% of all research doctoral degrees and 22% of all undergraduate degrees in STEM and Social Sciences

RESEARCH DOCTORAL DEGREES in STEM out of National Total (2021)



BACHELOR'S DEGREES in STEM out of National Total (2021)

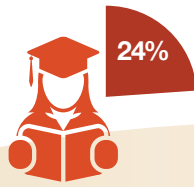


STUDENTS AT AAU UNIVERSITIES IN 2021



14% of all
Undergraduates¹

1.5 million
Undergraduates



24% of all
Graduate Students¹

772,433
Graduate Students



71% of all
Postdocs

44,979
Total Postdocs



38% of all
International Students

339,672
International Students



31% of all
Study Abroad Students

48,348
Study Abroad

¹ For all 4-year U.S. institutions.

GRADUATES OF AAU UNIVERSITIES



24

Governors in 2023



290

Members of Congress in 2023



6

Joint Chiefs of Staff in 2023



13

U.S. Presidents 1900–2023



9

Current U.S. Supreme Court Justices



10,577

Teaching Degrees in 2021



7,848

Medical Degrees in 2021



2,706

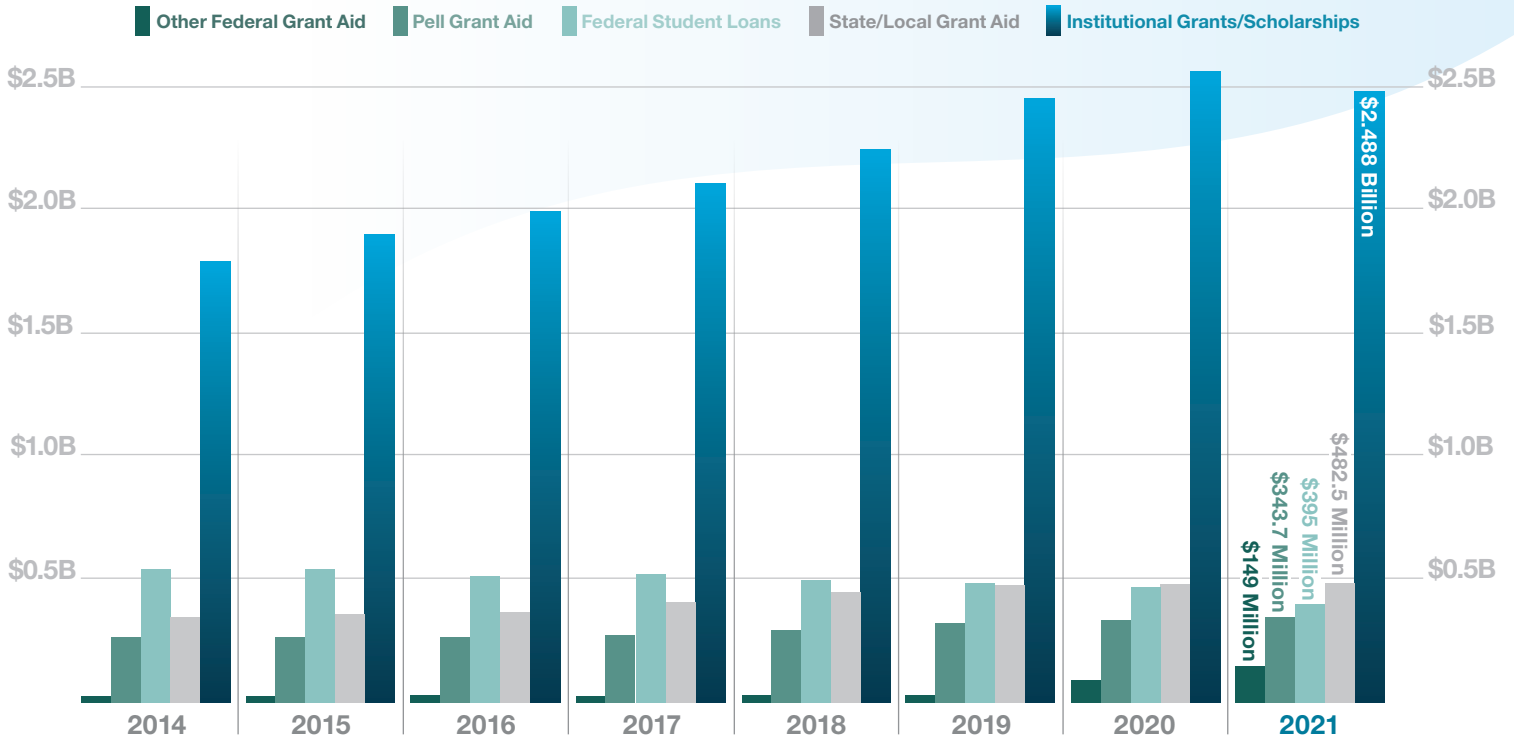
Dental Degrees in 2021



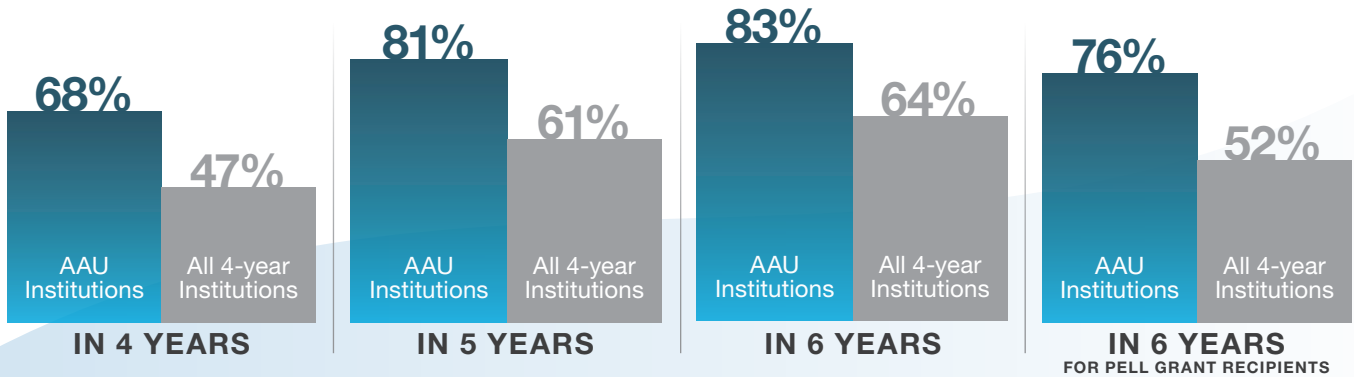
12,692

Nursing Degrees in 2021

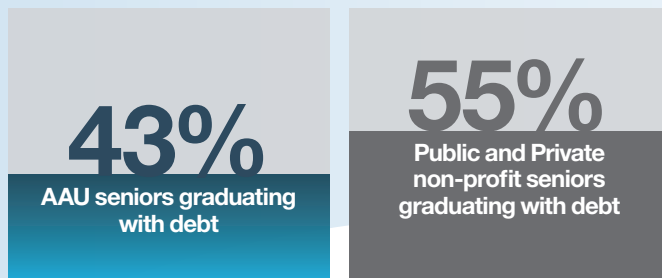
UNDERGRAD FINANCIAL AID FUNDING SOURCES AT AAU UNIVERSITIES (2014–2021)



2021 AAU GRADUATION RATES VS. ALL 4-YEAR U.S. INSTITUTIONS

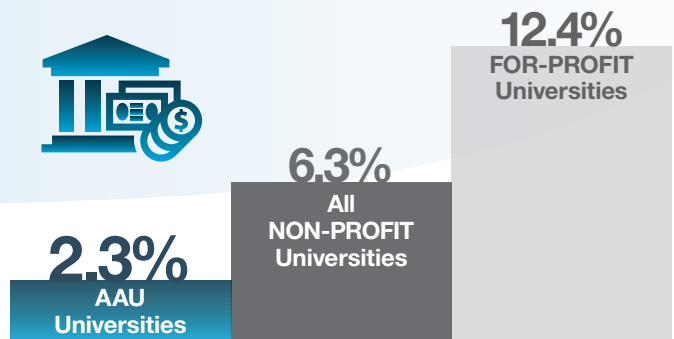


STUDENT DEBT

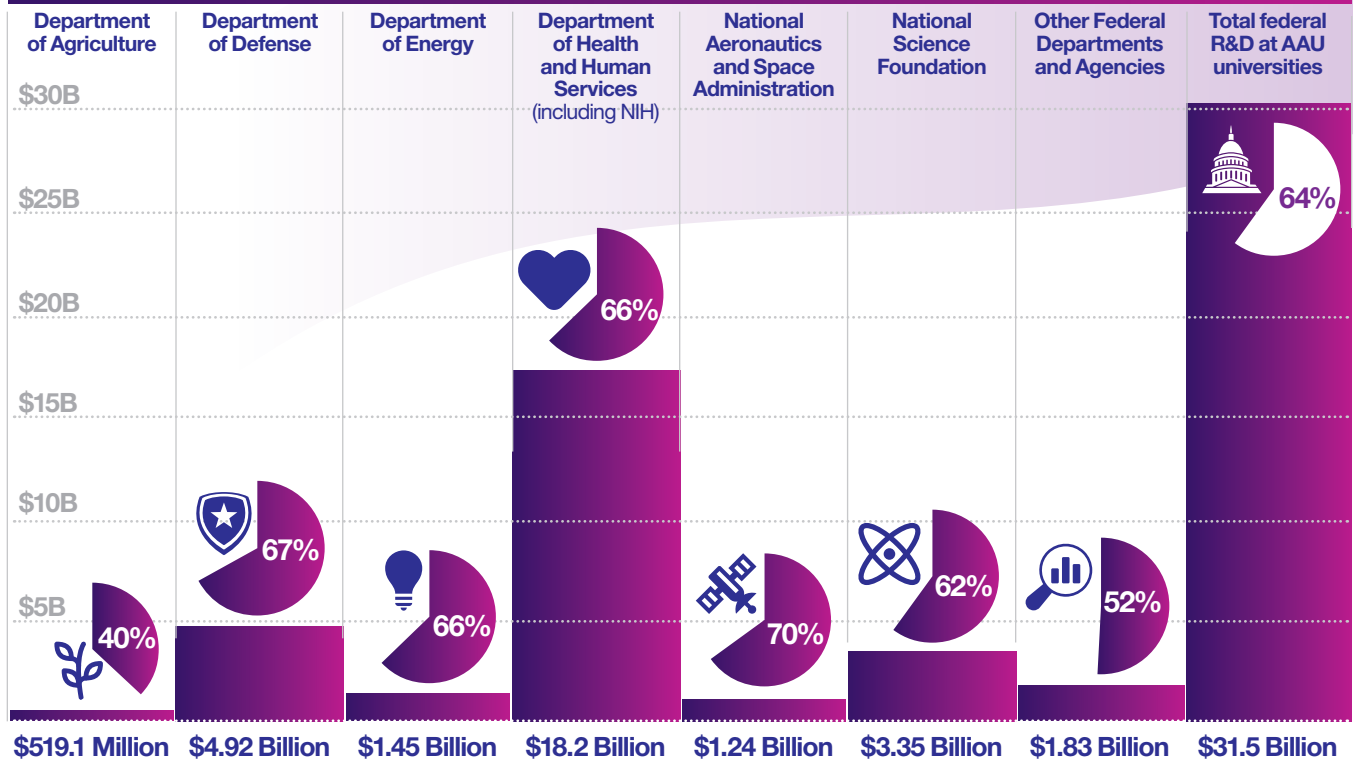


In 2020, less than 43% of graduating seniors from AAU universities had debt, while 55% of graduating seniors from all public and private non-profit universities had debt.

STUDENT DEBT DEFAULT RATES (as of 2019)



FEDERALLY FUNDED ACADEMIC RESEARCH AND DEVELOPMENT IN 2021¹



¹ Dollar amount of R&D expenditures by AAU Universities & share of total amount awarded by agency

HONORS & AWARDS

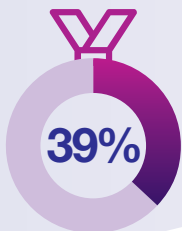


53% of all National Academies Members
4,366
 Members of the National Academies at AAU universities



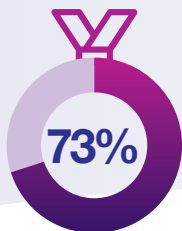
62% of all American Academy of Arts and Sciences Fellows
3,952
 Elected American Academy of Arts and Sciences Fellows affiliated with AAU universities

NOBEL PRIZE



39% of all winners are at AAU universities

NATIONAL MEDAL OF SCIENCE



73% of all awardees are at AAU universities

SCHOLARLY OUTPUT

127 Million
 Citations (2013-2022)²

5.5 Million
 Publications (2013-2022)³

58,207
 Books Published (2012-2021)⁴

^{2,3} Thomson-Reuters InCites
⁴ 2021 Academic Analytics

RESOURCES

41
 Research Parks

82
 University Accelerator Programs

\$12.3 B
 in institutional contributions to research and development