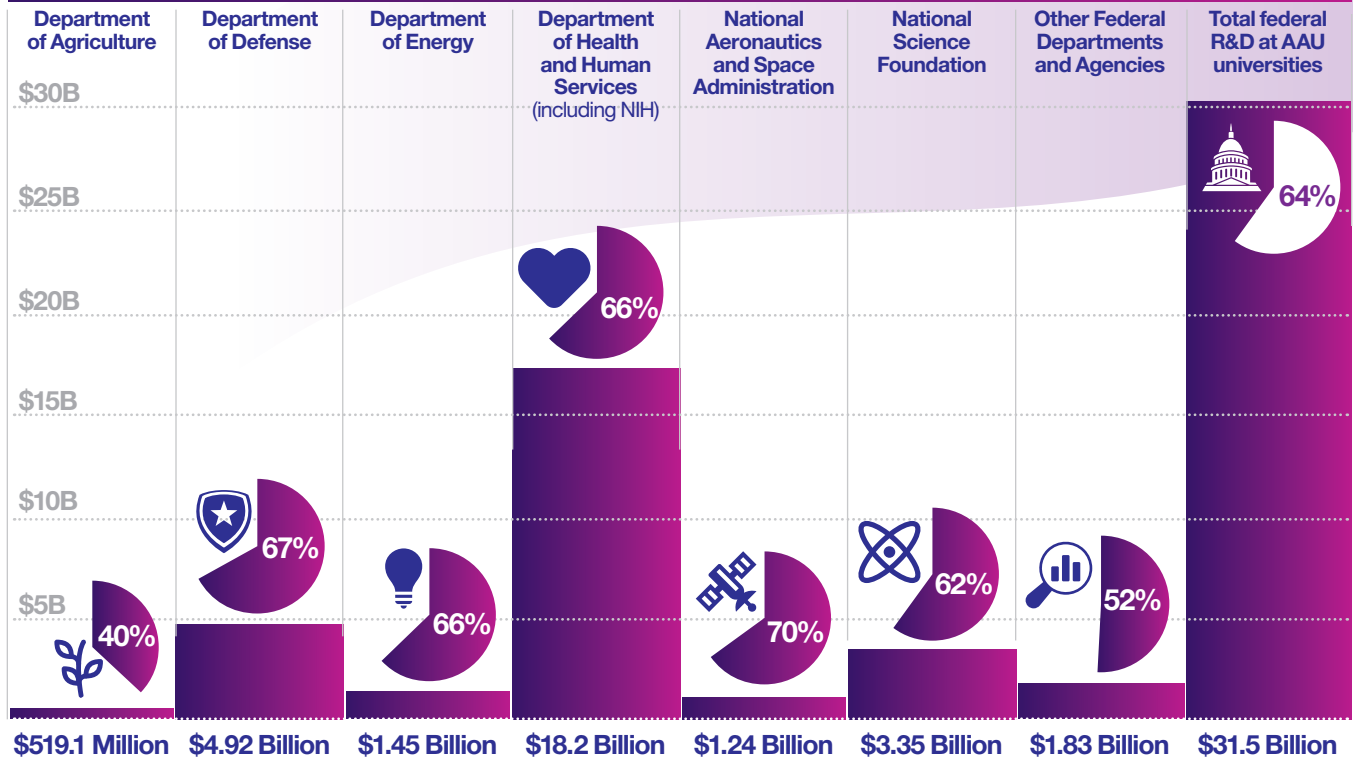


## FEDERALLY FUNDED ACADEMIC RESEARCH AND DEVELOPMENT IN 2021<sup>1</sup>



<sup>1</sup> Dollar amount of R&D expenditures by AAU Universities & share of total amount awarded by agency

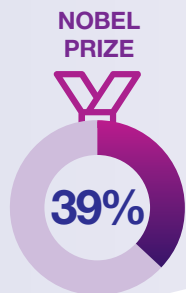
### HONORS & AWARDS



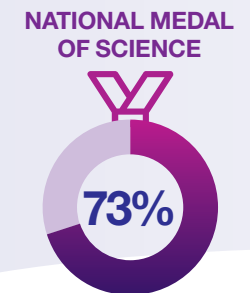
53% of all National Academies Members  
**4,366**  
 Members of the National Academies at AAU universities



62% of all American Academy of Arts and Sciences Fellows  
**3,980**  
 Elected American Academy of Arts and Sciences Fellows affiliated with AAU universities



NOBEL PRIZE  
 39% of all winners are at AAU universities



NATIONAL MEDAL OF SCIENCE  
 73% of all awardees are at AAU universities

### SCHOLARLY OUTPUT

**127 Million**  
 Citations (2013-2022)<sup>2</sup>

**5.5 Million**  
 Publications (2013-2022)<sup>3</sup>

**58,207**  
 Books Published (2012-2021)<sup>4</sup>

<sup>2,3</sup> Thomson-Reuters InCites  
<sup>4</sup> 2021 Academic Analytics

### RESOURCES

**41**  
 Research Parks

**82**  
 University Accelerator Programs

**\$12.3 B**  
 in institutional contributions to research and development