

COMPOSITION




Founded in 1900, the Association of American Universities is composed of America's leading research universities. AAU's 66 research universities transform lives through education, research, and innovation. Our member universities earn the majority of competitively awarded federal funding for research that improves public health, seeks to address national challenges, and contributes significantly to our economic strength, while educating and training tomorrow's visionary leaders and innovators.

ECONOMIC IMPACT



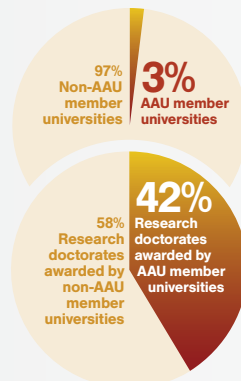
VALUE




*CEOs who attended an AAU university as of 2020.
**2019 graduation rate at AAU universities.
***Not including professional doctoral degrees.

EDUCATION 2019 Data

AAU universities make up only 3% of all 4-year universities in the U.S., yet award nearly 42% of all research doctorate degrees.***



% Degrees awarded by AAU universities



RESEARCH

\$27.7 BILLION Federal research dollars awarded in 2019

ECONOMIC IMPACT

EMPLOYEES



811,222

Total employees
at AAU universities in 2019

SALARIES



\$95.5 Billion

Total salaries
paid by AAU universities
in 2019

EMPLOYMENT



26 in Top 10

26 AAU universities
were among the top 10
employers in their
state as of 2019

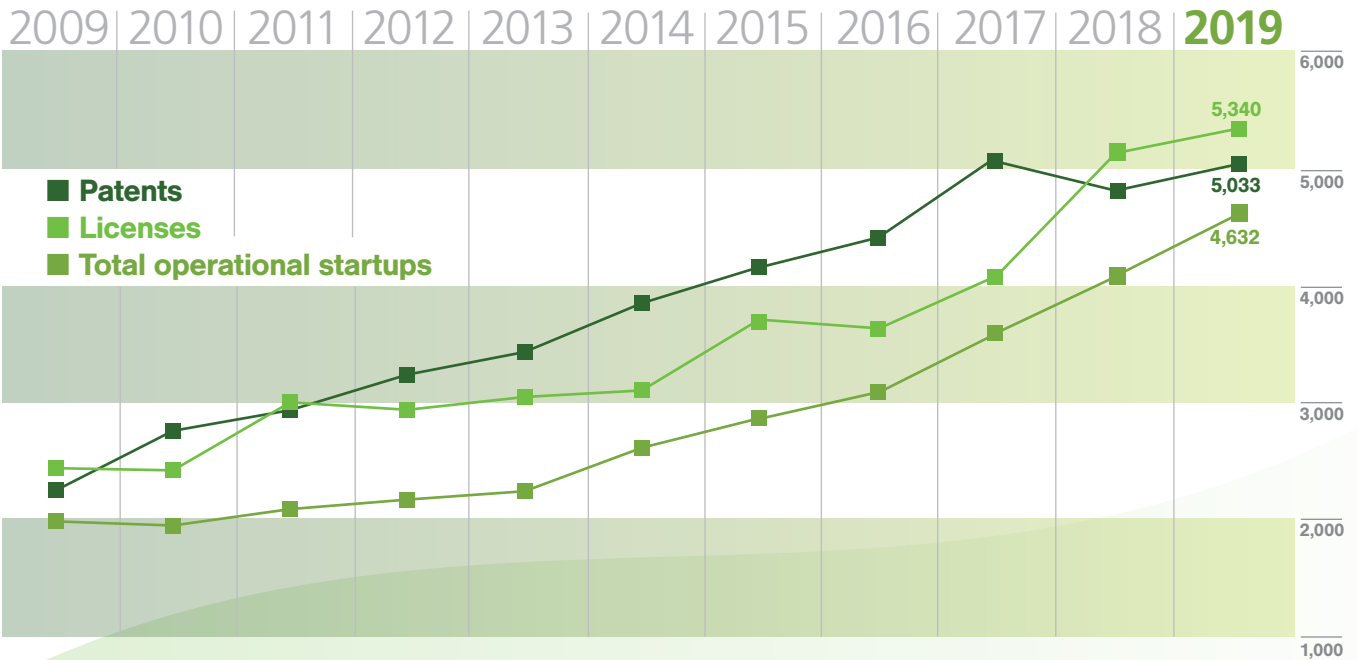
ENTREPRENEURS



39 in Top 50

39 AAU universities were
in the top 50 for producing
venture-capital-backed
entrepreneurs as of 2020

ECONOMIC IMPACT OVER TIME (2009–19)



PATENTS



5,033

Patents issued
in 2019

LICENSES



5,340

Technology
license agreements
in 2019

TOTAL STARTUPS



4,632

Cumulative operational
startup companies
formed as of 2019

STARTUPS IN 2019



668

Startup companies
formed in 2019

HOME STATE COs



480

Startup companies
created in home state
in 2019

DEGREES AWARDED BY AAU UNIVERSITIES IN THE U.S. AS OF 2019



546,119
Total Degrees



31,418
Research Doctorates



25,642
Professional Practice Doctorates





173,217
Master's Degrees



315,623
Bachelor's Degrees

In 2019, AAU institutions awarded 49% of all research doctoral degrees and 20% of all undergraduate degrees in STEM and Social Sciences

RESEARCH DOCTORAL DEGREES in STEM out of National Total (2019) | BACHELOR'S DEGREES in STEM out of National Total (2019)



STUDENTS AT AAU UNIVERSITIES IN 2019

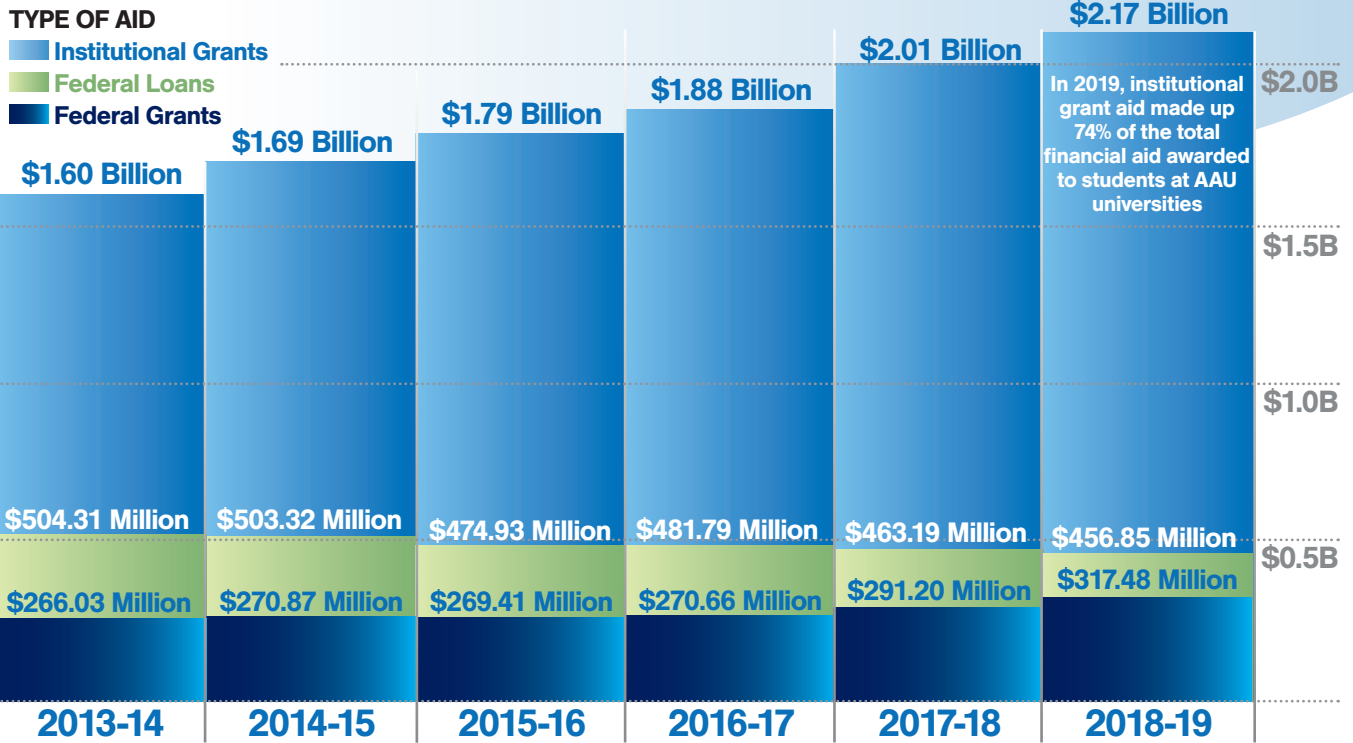


*For all 4-year U.S. institutions. **Number of Postdocs in 2018. *** Number of International Students in 2020.

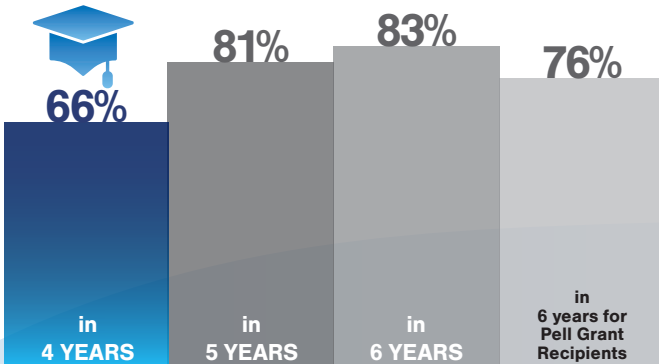
GRADUATES OF AAU UNIVERSITIES



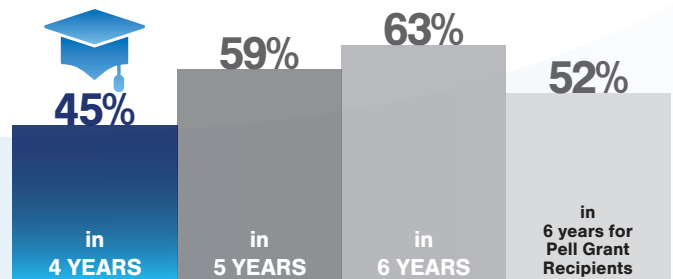
INSTITUTIONAL GRANT AID IN 2019



2019 AAU GRADUATION RATE



2019 GRADUATION RATE AT U.S. BACHELOR DEGREE-GRANTING INSTITUTIONS

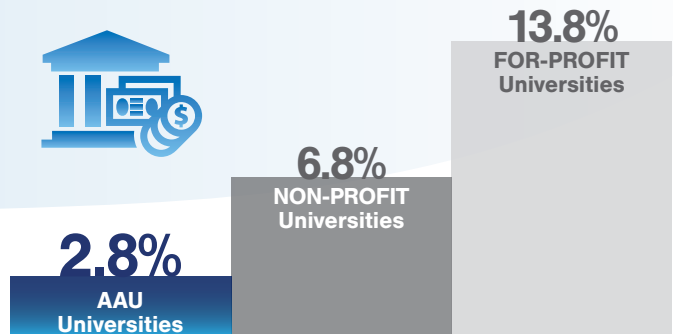


STUDENT DEBT

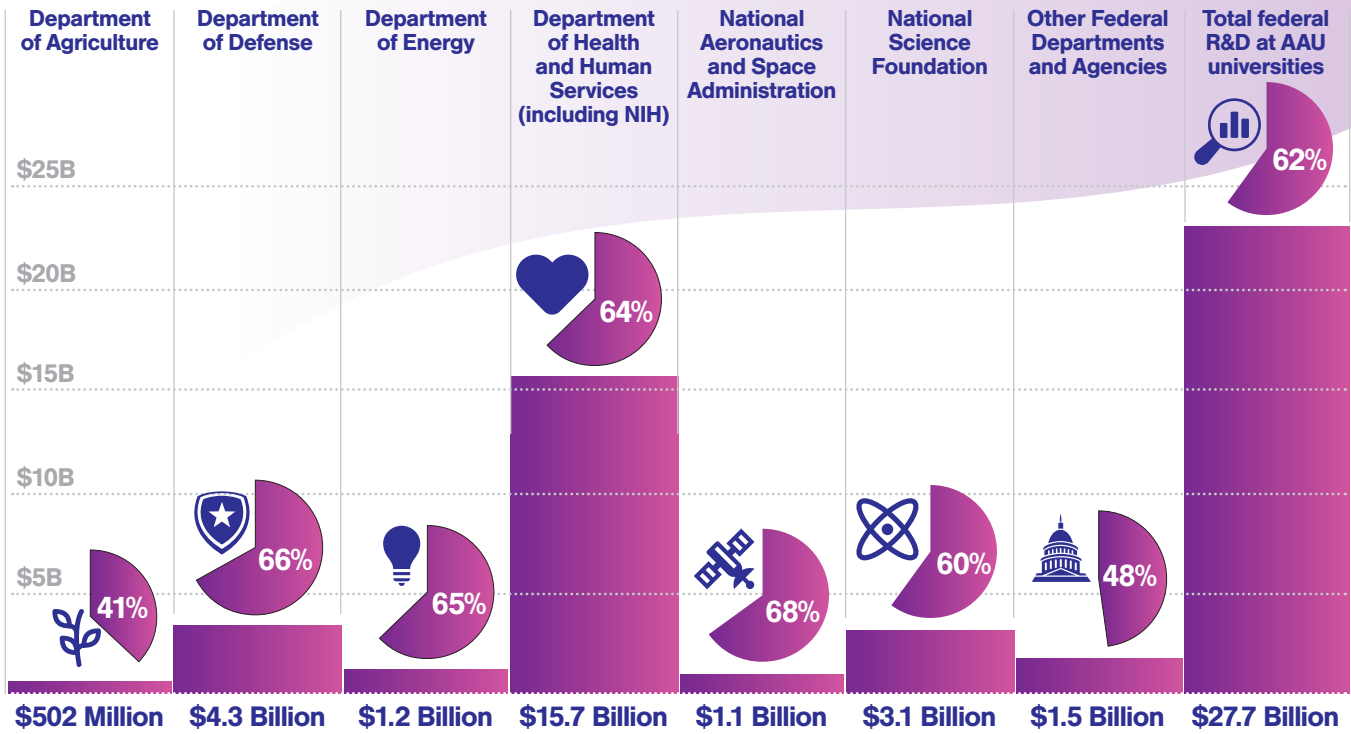


In 2019, only 4 out of 10 graduating seniors from AAU universities had debt, while 6 out of 10 graduating seniors from public and private non-profit universities had debt.

STUDENT DEBT DEFAULT RATES

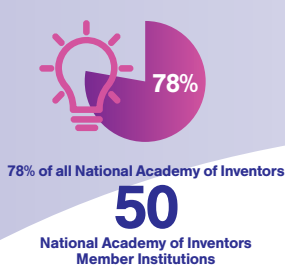
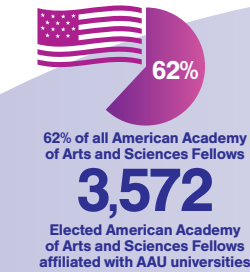


FEDERALLY FUNDED ACADEMIC RESEARCH AND DEVELOPMENT IN 2019*




*% of total amount awarded to AAU universities / total dollar amount received by AAU universities


HONORS & AWARDS



NOBEL PRIZE



SCHOLARLY OUTPUT



*Thomson-Reuters InCites
**2019 Academic Analytics

RESOURCES

