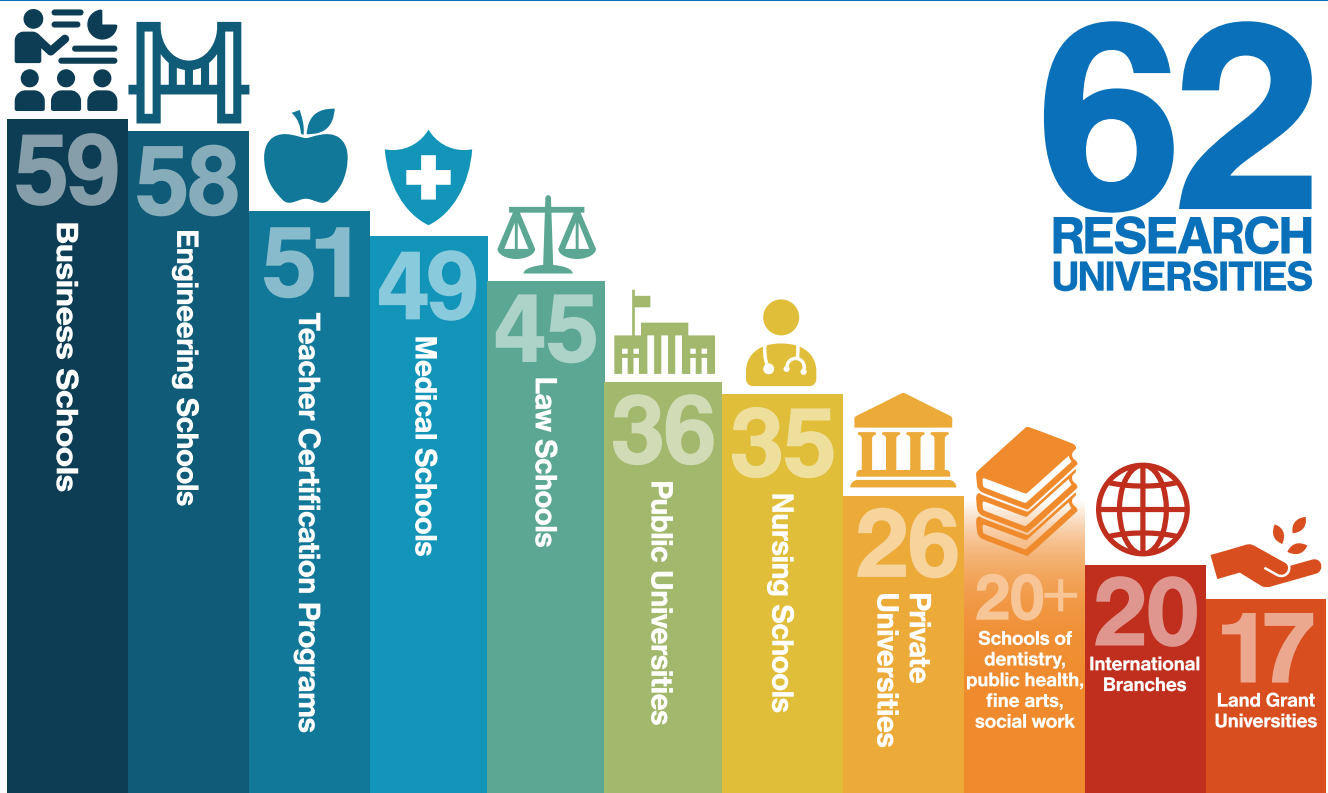




About AAU

COMPOSITION

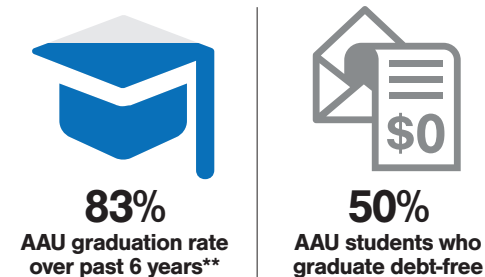


Founded in 1900, the Association of American Universities comprises 62 distinguished research universities across the United States that continually advance society through education, research, and discovery. Our universities earn the majority of competitively awarded federal funding for academic research and are educating tomorrow's visionary leaders and global citizens.

ECONOMIC IMPACT

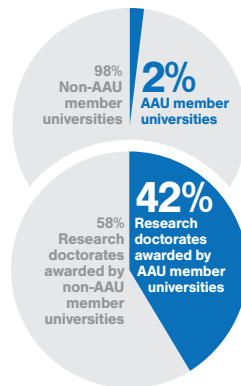


VALUE

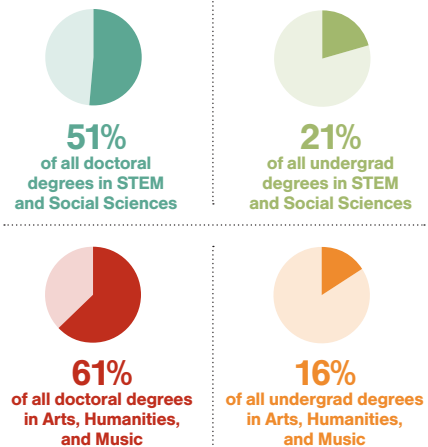


EDUCATION

AAU universities make up only 2% of all 4-year universities in the US, yet award nearly 42% of all research doctorate degrees.



% Degrees awarded by AAU universities




RESEARCH

\$23.3 BILLION Federal research dollars awarded in 2016

*CEOs who attended an AAU university as of 2017.
**2016 graduation rate at AAU universities.

Economic Impact

EMPLOYEES



725,265

Total employees at AAU universities in 2016

SALARIES



\$77 Billion

Total salaries paid by AAU universities in 2016

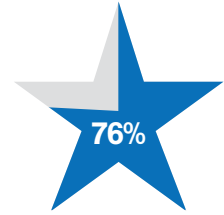
EMPLOYMENT



35 in Top 20

35 AAU universities were among the top 20 employers in their state as of 2016

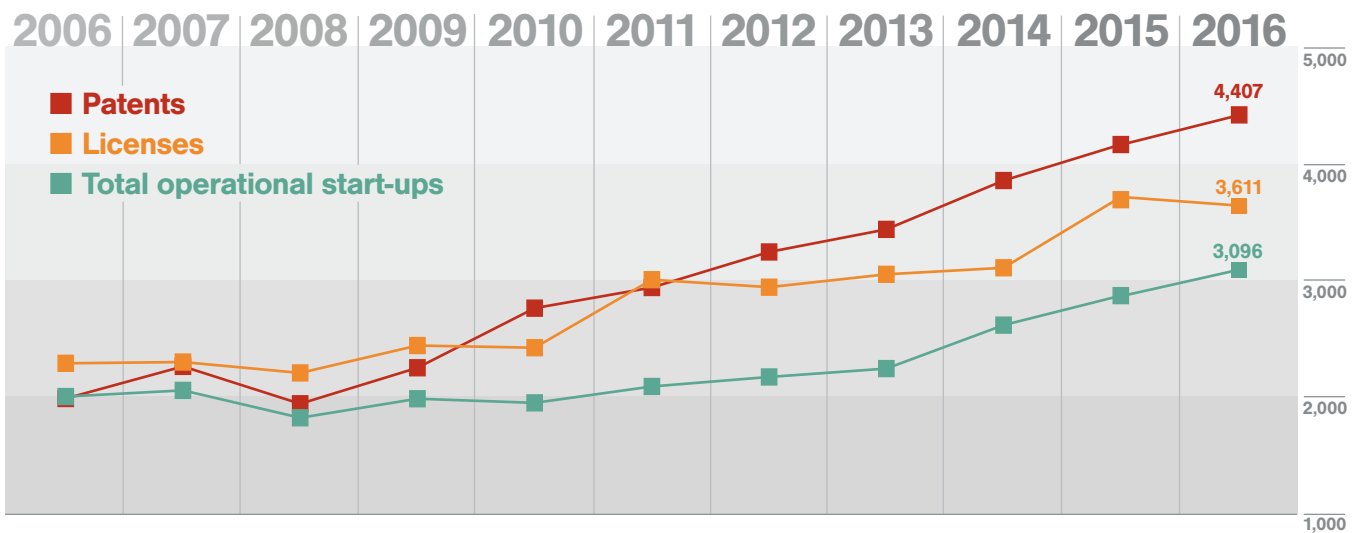
ENTREPRENEURS



38 in Top 50

38 AAU universities were in the top 50 for producing venture capital-backed entrepreneurs as of 2016

ECONOMIC IMPACT OVER TIME (2006–16)



PATENTS



4,407

Patents issued in 2016

LICENSES



3,611

Technology license agreements in 2016

TOTAL START-UPS



3,096

cumulative operational start-up companies formed in 2016

START-UPS IN 2016



635

Start-up companies formed in 2016

HOME STATE COs.



443

Start-up companies created in home state in 2016

DEGREES AWARDED BY AAU UNIVERSITIES IN THE US AS OF 2016



488,495

Total Degrees



29,665

Research Doctorates



23,882

Professional Practice
or Other Doctorates



149,998

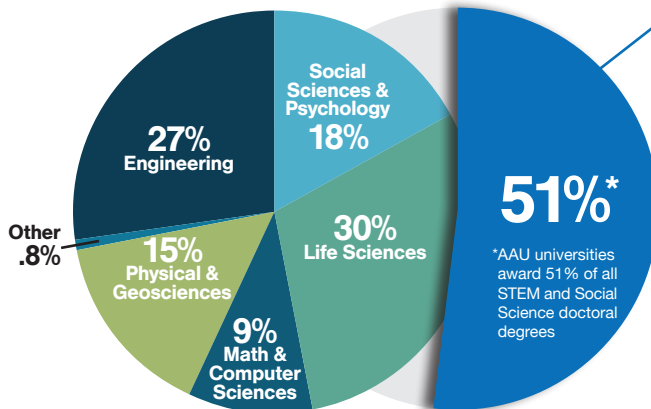
Master's Degrees



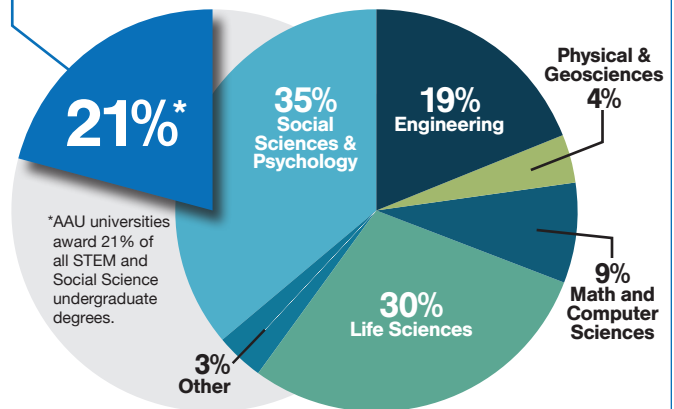
284,950

Bachelor's Degrees

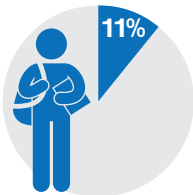
DOCTORAL DEGREES (STEM and Social Sciences)



UNDERGRADUATE DEGREES (STEM and Social Sciences)



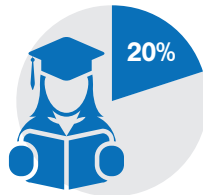
STUDENTS AT AAU UNIVERSITIES IN 2016



11% of all Undergraduates

1.2 million

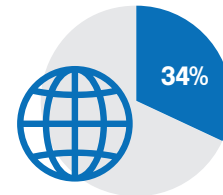
Undergraduates



20% of all Graduate Students

599,504

Graduate Students



34% of all International Students

356,270


International Students

GRADUATES OF AAU UNIVERSITIES



42,932

Total Postdocs at
AAU universities
as of 2015



25

Current
Governors
as of 2017



228

Current Members
of Congress
as of 2017



13

US Presidents
1900–2017



9

All 9 Justices
currently on the
US Supreme Court



44

Supreme Court
Justices
1900–2017



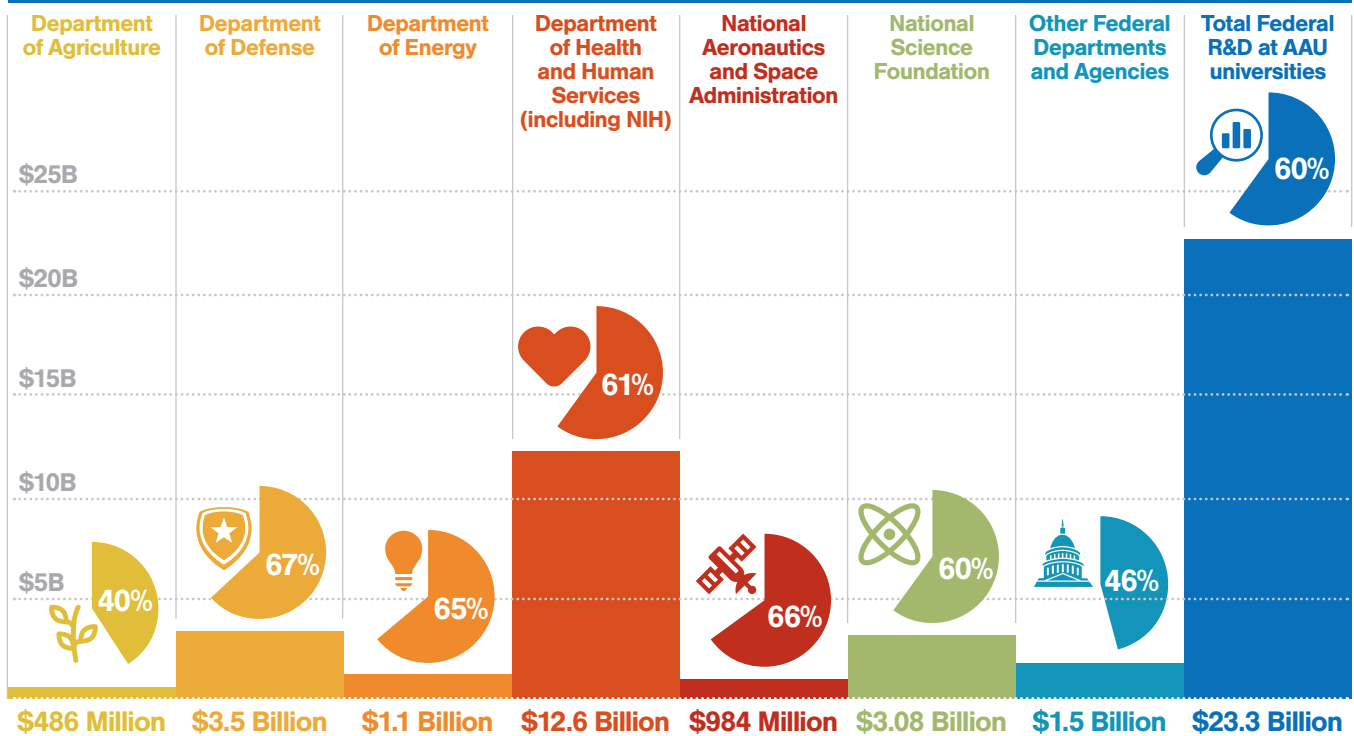
61

Current
Fortune 100
CEOs as of 2017



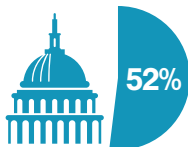
Research

FEDERALLY-FUNDED RESEARCH (2016)*



*% of total amount awarded to AAU universities / total dollar amount received by AAU universities

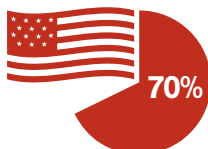
HONORS & AWARDS



52% of all National Academy Members

3,595

Members of the National Academies at AAU universities



70% of all American Academy Fellows

3,423

Elected American Academy Fellows affiliated with AAU universities

NOBEL PRIZE



38% of all winners are at AAU universities

NATIONAL MEDAL OF TECHNOLOGY & INNOVATION



86% of recipients are at AAU universities (of university winners)

NATIONAL MEDAL OF SCIENCE



70% of all awardees are affiliated with an AAU university

SCHOLARLY OUTPUT

19.2 Million
Citations (2011-2016)*

2.3 Million
Publications (2011-2016)*

56,201
Books in 2016**

*Thomson-Reuters InCites
**2016 Academic Analytics

RESOURCES

24
research parks

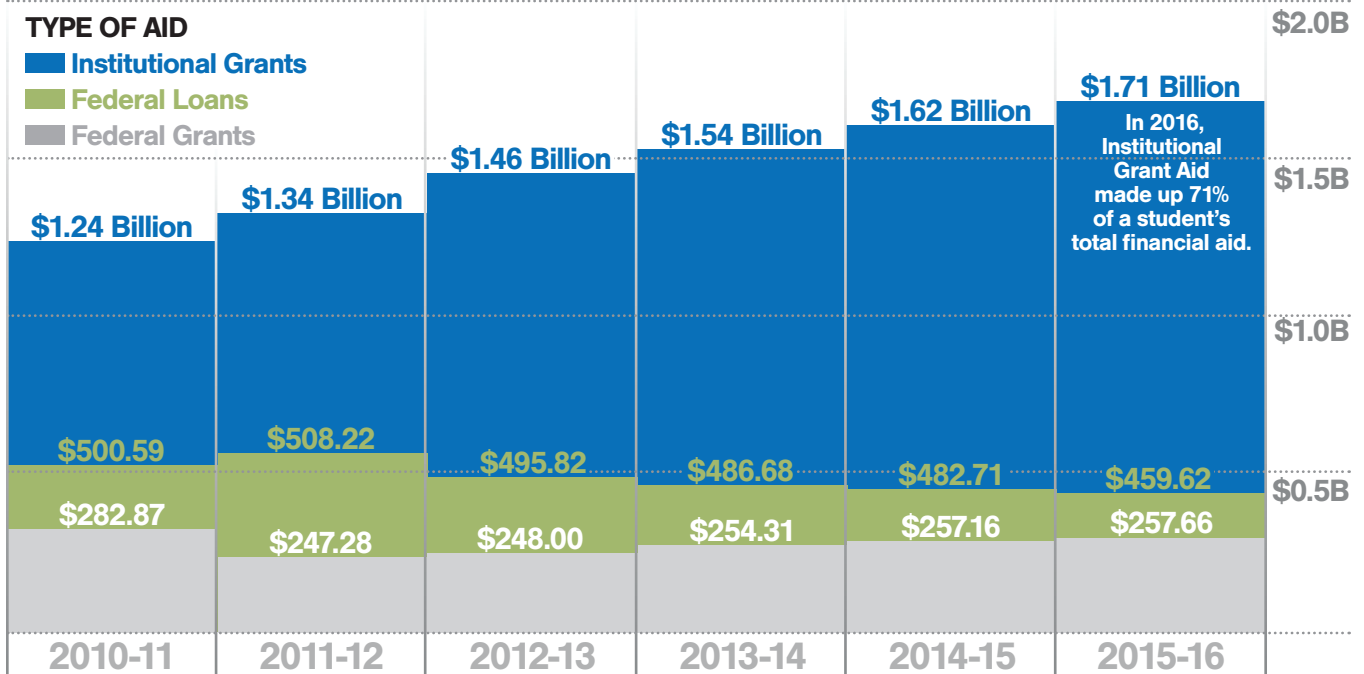
62
(all) have start-up and research investment programs

67
university accelerator programs

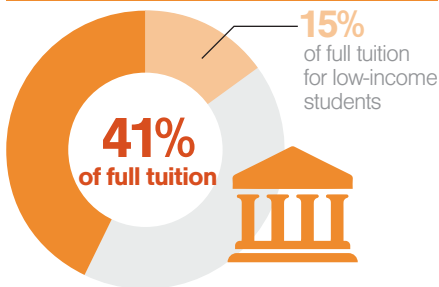
\$9.3B
in institutional contributions to research and development

INSTITUTIONAL GRANT AID IN 2016

Institutional grant aid exceeded federal aid by 42% (aid to first-time, full-time undergraduates)

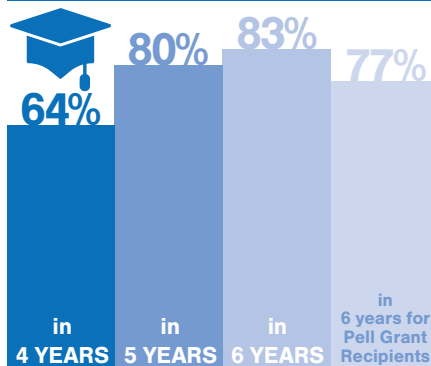


COST Private Universities in 2016

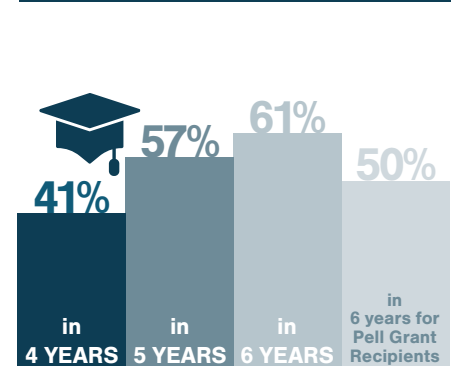


Students at private AAU universities only paid 41% of the sticker price and low-income students only paid 15%

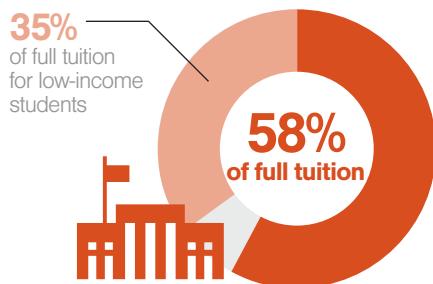
2016 AAU GRADUATION RATE



2016 NATIONAL GRADUATION RATE




COST Public Universities in 2016



Students at public AAU universities only paid 58% of the sticker price and low-income students only paid 35%

STUDENT DEBT



In 2015, 7 out of 10 graduating seniors from non-AAU universities had debt, while only 5 out of 10 graduating seniors from AAU universities had debt

STUDENT DEBT Default Rates

