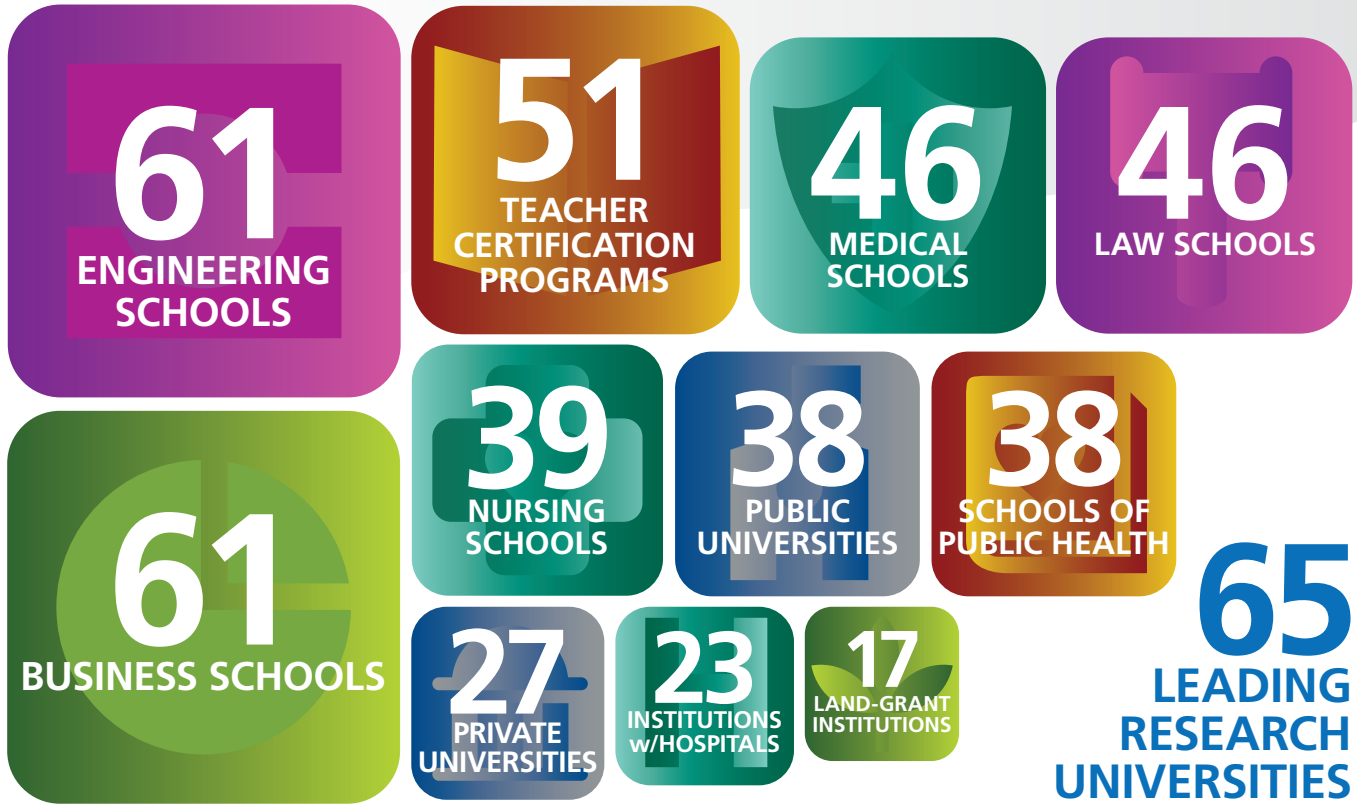


COMPOSITION




Founded in 1900, the Association of American Universities is composed of America's leading research universities. AAU's 65 research universities transform lives through education, research, and innovation. Our member universities earn the majority of competitively awarded federal funding for research that improves public health, seeks to address national challenges, and contributes significantly to our economic strength, while educating and training tomorrow's visionary leaders and innovators.

ECONOMIC IMPACT



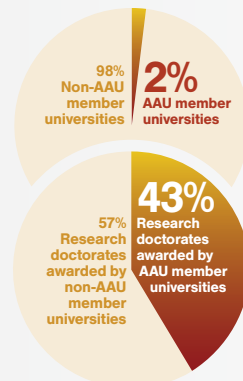
VALUE




*CEOs who attended an AAU university as of 2019.
**2018 graduation rate at AAU universities.
***Not including professional doctoral degrees.

EDUCATION 2017 Data

AAU universities make up only 2% of all 4-year universities in the U.S., yet award nearly 43% of all research doctorate degrees.***



% Degrees awarded by AAU universities



RESEARCH

\$25.6 BILLION Federal research dollars awarded in 2018

ECONOMIC IMPACT

EMPLOYEES



780,060

Total employees
at AAU universities in 2018

SALARIES



\$82.4 Billion

Total salaries
paid by AAU universities
in 2018

EMPLOYMENT



25 in Top 10

25 AAU universities
were among the top 10
employers in their
state as of 2018

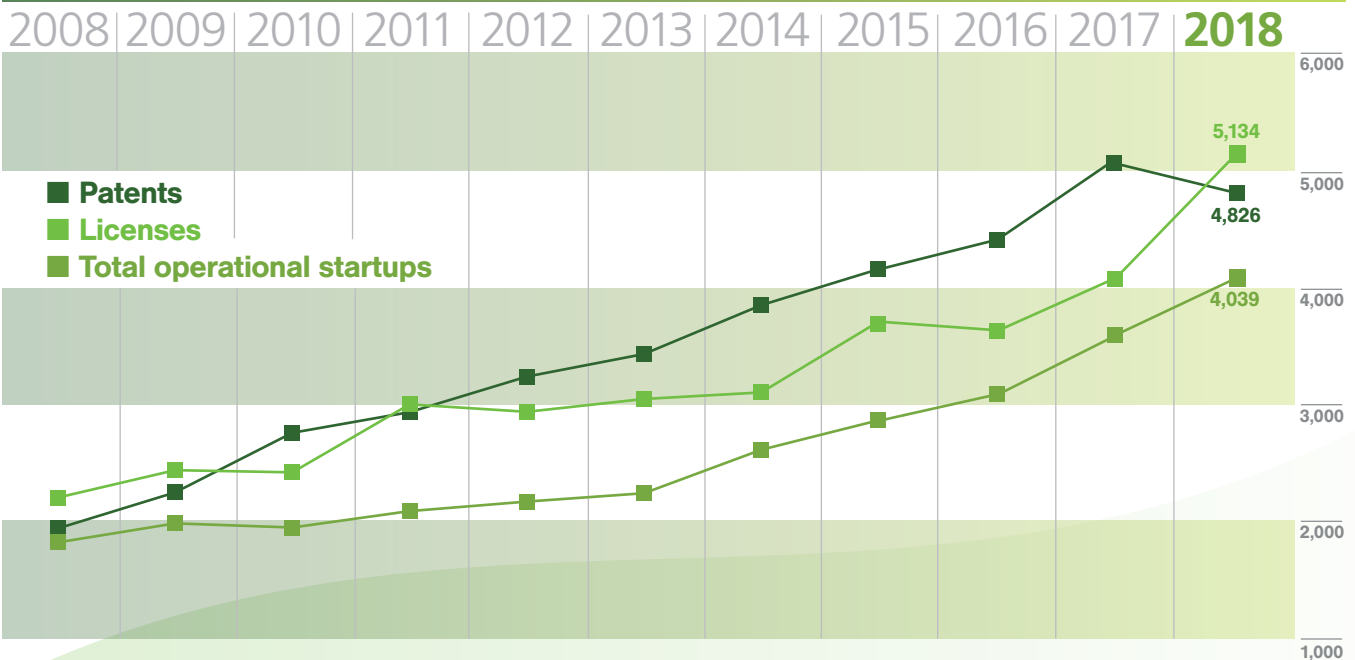
ENTREPRENEURS



41 in Top 50

41 AAU universities were
in the top 50 for producing
venture capital backed
entrepreneurs as of 2019

ECONOMIC IMPACT OVER TIME (2008-18)



PATENTS



4,826

Patents issued
in 2018

LICENSES



5,134

Technology license
agreements in 2018

TOTAL STARTUPS



4,039

Cumulative operational
startup companies
formed as of 2018

STARTUPS IN 2018



663

Startup companies
formed in 2018

HOME STATE COs



427


Startup companies
created in home state
in 2018

DEGREES AWARDED BY AAU UNIVERSITIES IN THE U.S. AS OF 2018

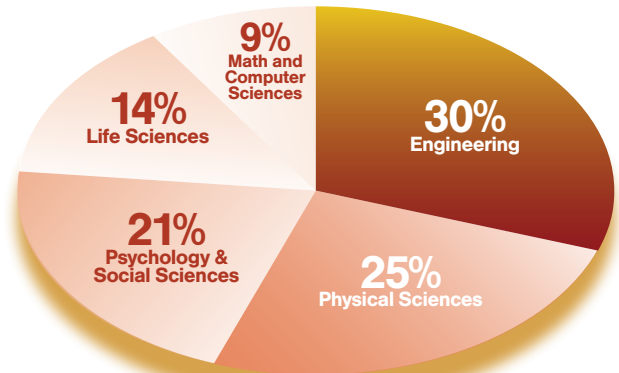


In 2017, AAU institutions awarded 50% of all research doctoral degrees and 18% of all undergraduate degrees in STEM and Social Sciences

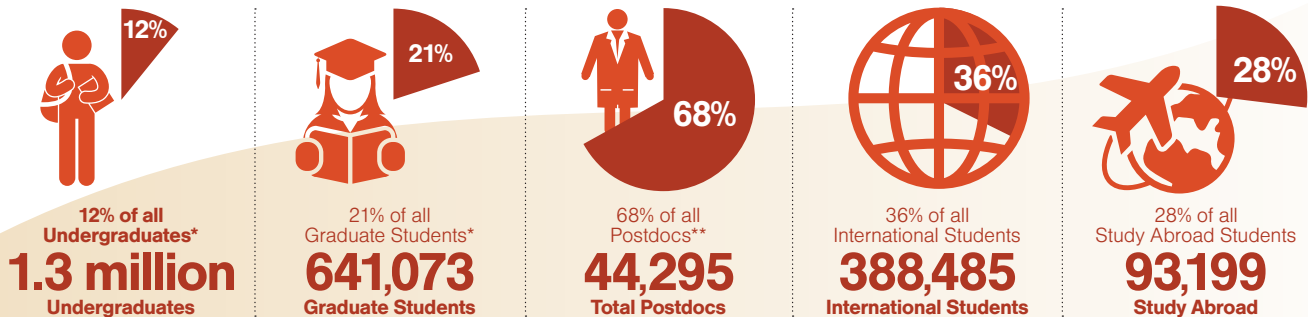
RESEARCH DOCTORAL DEGREES in STEM out of National Total (2017)



BACHELOR DEGREES in STEM out of National Total (2017)




STUDENTS AT AAU UNIVERSITIES IN 2018

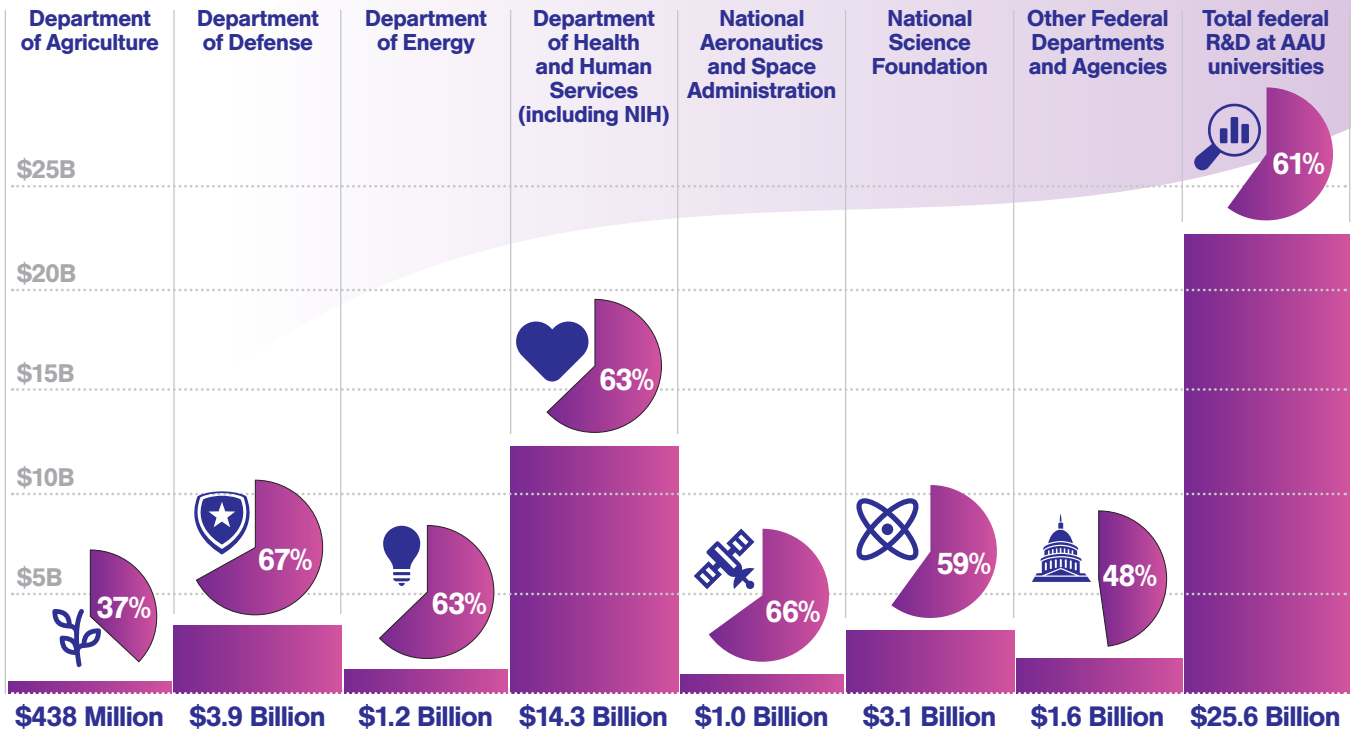


*For all 4-year U.S. institutions. **Number of Postdocs in 2017.

GRADUATES OF AAU UNIVERSITIES


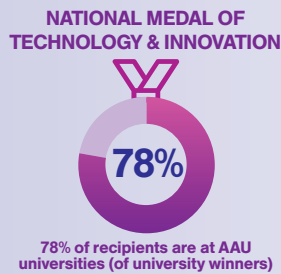
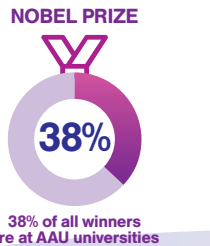
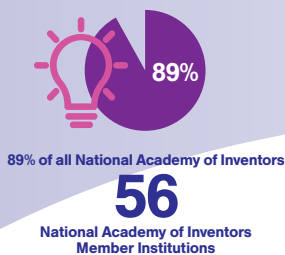



FEDERALLY FUNDED ACADEMIC RESEARCH AND DEVELOPMENT IN 2018*



*% of total amount awarded to AAU universities / total dollar amount received by AAU universities

HONORS & AWARDS

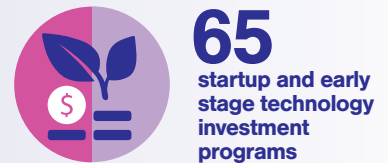


SCHOLARLY OUTPUT



*Thomson-Reuters InCites
**2018 Academic Analytics

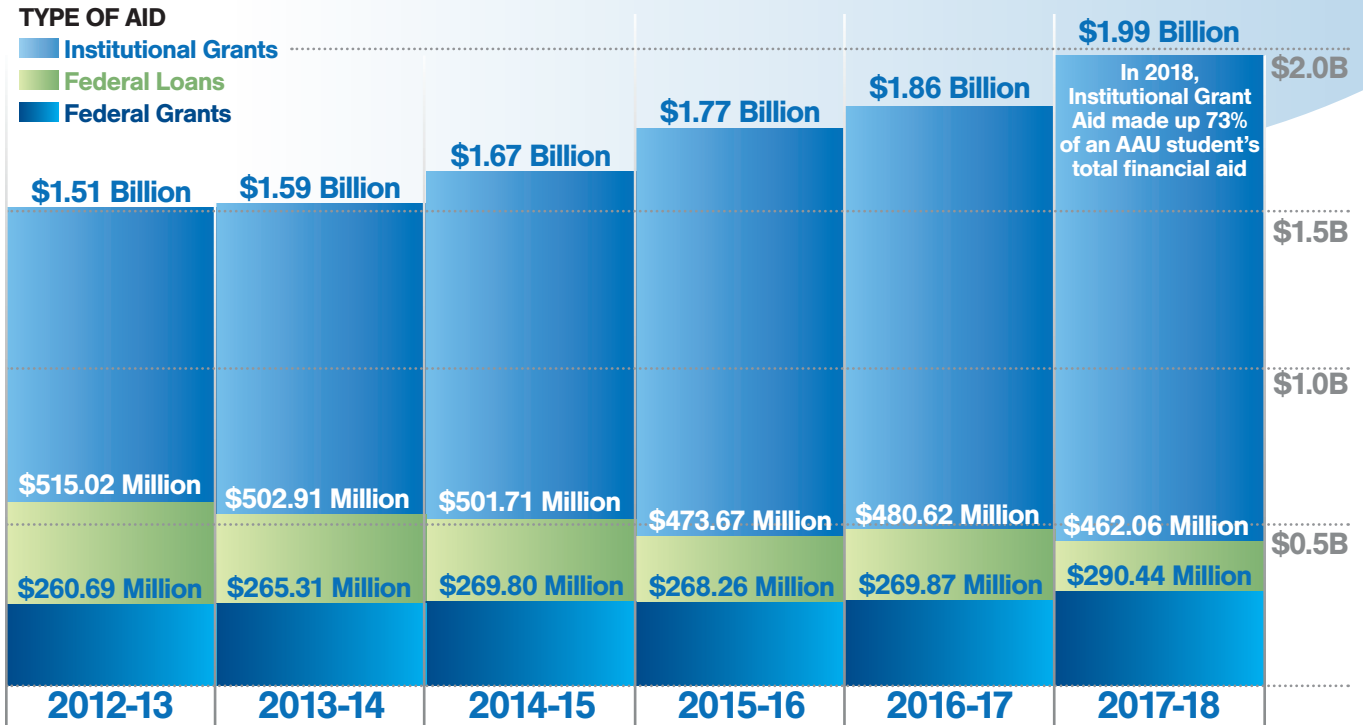
RESOURCES



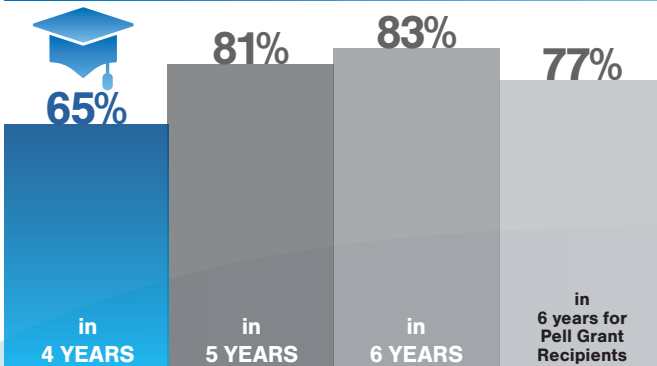
INSTITUTIONAL STUDENT GRANT AID IN 2018

TYPE OF AID

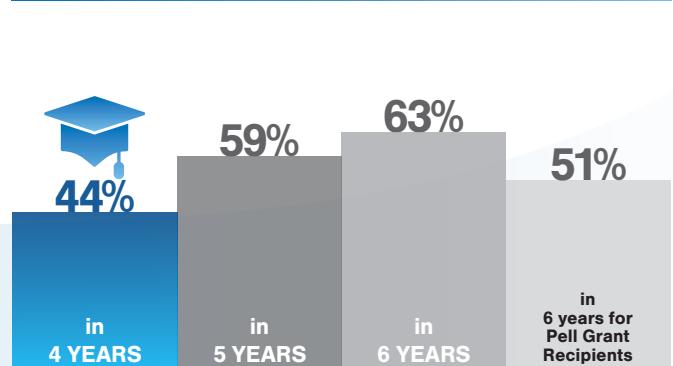
- Institutional Grants
- Federal Loans
- Federal Grants



2018 AAU GRADUATION RATE



2018 NATIONAL GRADUATION RATE



STUDENT DEBT



In 2018, only 4 out of 10 graduating seniors from AAU universities had debt, while 7 out of 10 graduating seniors from non-AAU universities had debt.

STUDENT DEBT DEFAULT RATES

