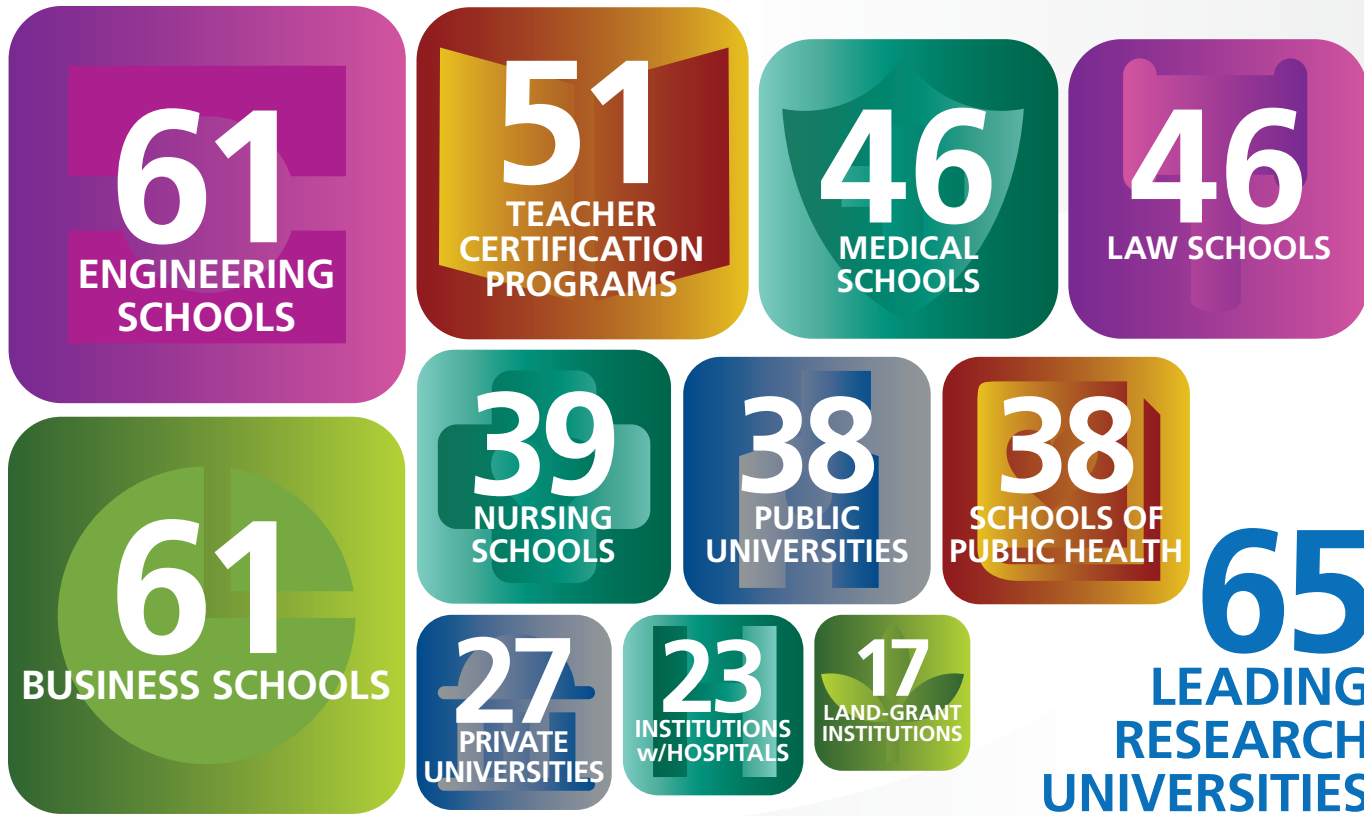


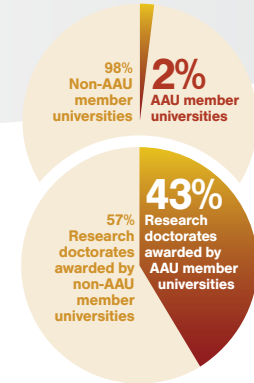
ABOUT AAU

COMPOSITION

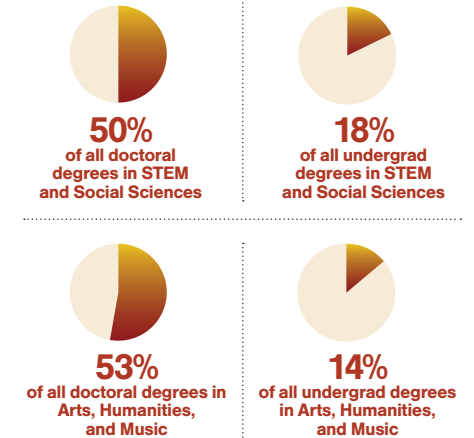


EDUCATION 2017 Data

AAU universities make up only 2% of all 4-year universities in the U.S., yet award nearly 43% of all research doctorate degrees.***




% Degrees awarded by AAU universities



Founded in 1900, the Association of American Universities is composed of America's leading research universities. AAU's 65 research universities transform lives through education, research, and innovation. Our member universities earn the majority of competitively awarded federal funding for research that improves public health, seeks to address national challenges, and contributes significantly to our economic strength, while educating and training tomorrow's visionary leaders and innovators.

ECONOMIC IMPACT



VALUE



RESEARCH


\$25.6 B

Federal research dollars awarded in 2018

*CEOs who attended an AAU university as of 2019. **2018 graduation rate at AAU universities. ***Not including professional doctoral degrees.

ECONOMIC IMPACT

EMPLOYEES



780,060
Total employees
at AAU universities in 2018

SALARIES



\$82.4 Billion
Total salaries
paid by AAU universities
in 2018

EMPLOYMENT



25 in Top 10
25 AAU universities
were among the top 10
employers in their
state as of 2018

ENTREPRENEURS



41 in Top 50
41 AAU universities were
in the top 50 for producing
venture capital backed
entrepreneurs as of 2019

PATENTS



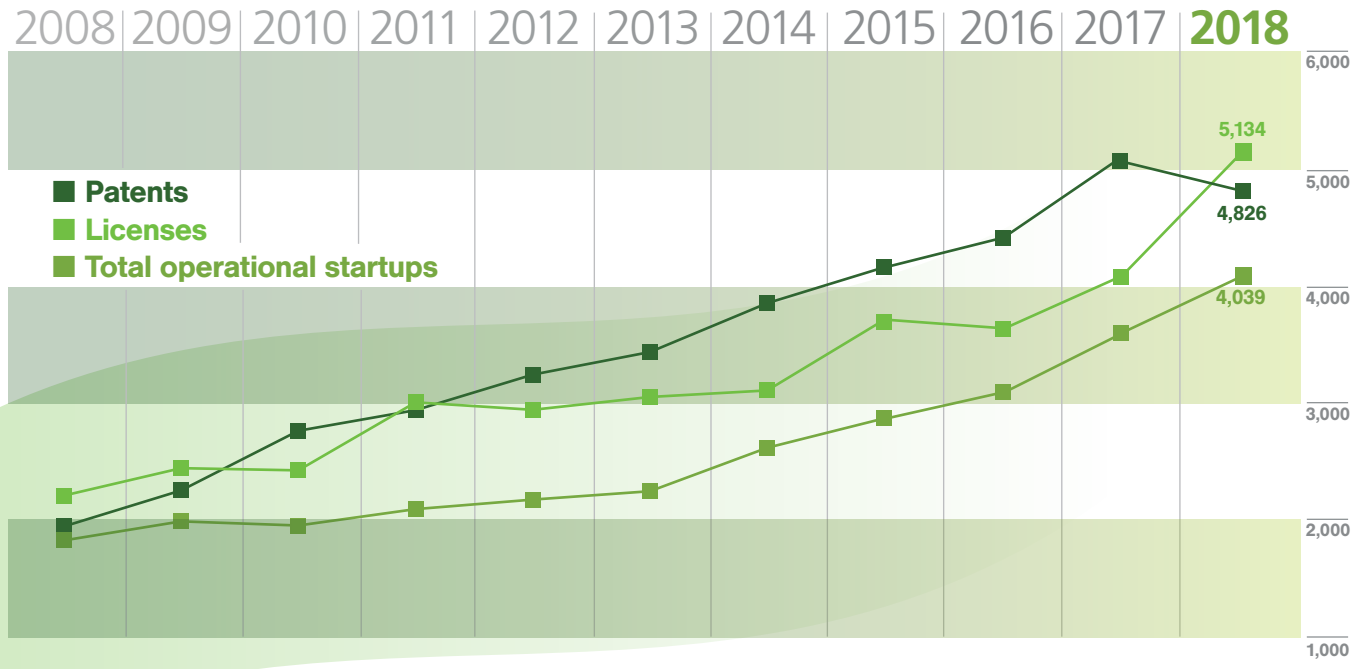
4,826
Patents issued
in 2018

LICENSES



5,134
Technology license
agreements in 2018

ECONOMIC IMPACT OVER TIME (2008–18)



TOTAL STARTUPS



4,039
Cumulative operational
startup companies
formed as of 2018

STARTUPS IN 2018



663
Startup companies
formed in 2018

HOME STATE COs



427
Startup companies
created in home state
in 2018

DEGREES AWARDED BY AAU UNIVERSITIES IN THE U.S. AS OF 2018

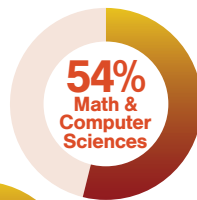
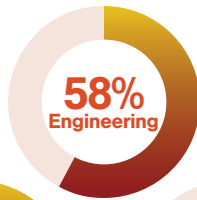



GRADUATES OF AAU UNIVERSITIES

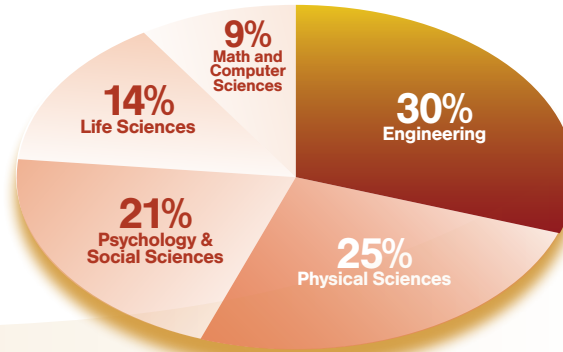


In 2017, AAU institutions awarded 50% of all research doctoral degrees and 18% of all undergraduate degrees in STEM and Social Sciences



RESEARCH DOCTORAL DEGREES in STEM out of National Total (2017)



BACHELOR DEGREES in STEM out of National Total (2017)



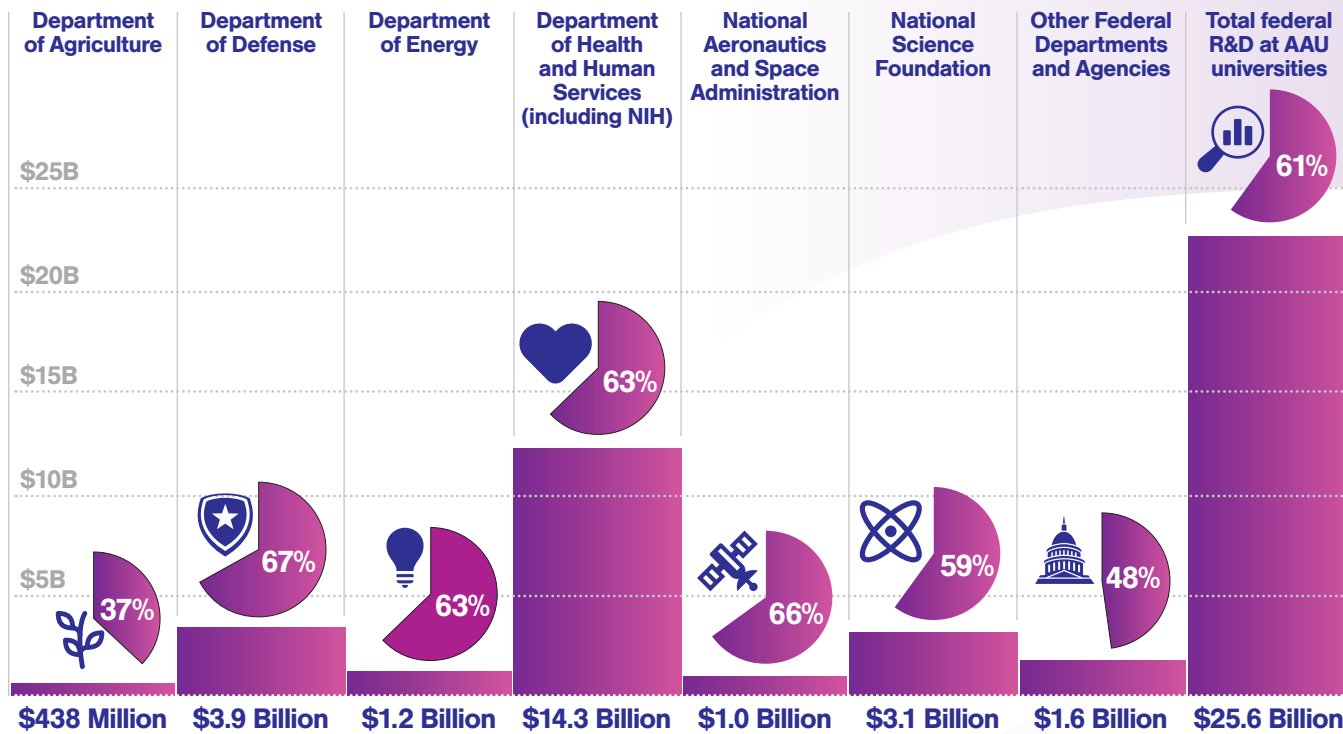
STUDENTS AT AAU UNIVERSITIES IN 2018



*For all U.S. 4-year institutions. **Number of Postdocs in 2017.

RESEARCH

FEDERALLY FUNDED ACADEMIC RESEARCH AND DEVELOPMENT IN 2018*



*% of total amount awarded to AAU universities / total dollar amount received by AAU universities

SCHOLARLY OUTPUT

21.4 Million
Citations (2014-2018)*

2.4 Million
Publications (2014-2018)*

60,945
Books (2009-2018)**

*Thomson-Reuters InCites **2018 Academic Analytics

RESOURCES

22
research parks

65
startup and early stage technology investment programs

73
university accelerator programs

\$10.8 B
in institutional contributions to research and development

HONORS & AWARDS

54%
54% of all National Academy Members
3,836
Members of the National Academies at AAU universities

70%
70% of all American Academy of Arts and Sciences Fellows
3,486
Elected American Academy of Arts and Sciences Fellows affiliated with AAU universities

89%
89% of all National Academy of Inventors
56
National Academy of Inventors Member Institutions

NOBEL PRIZE
38%
38% of all winners are at AAU universities

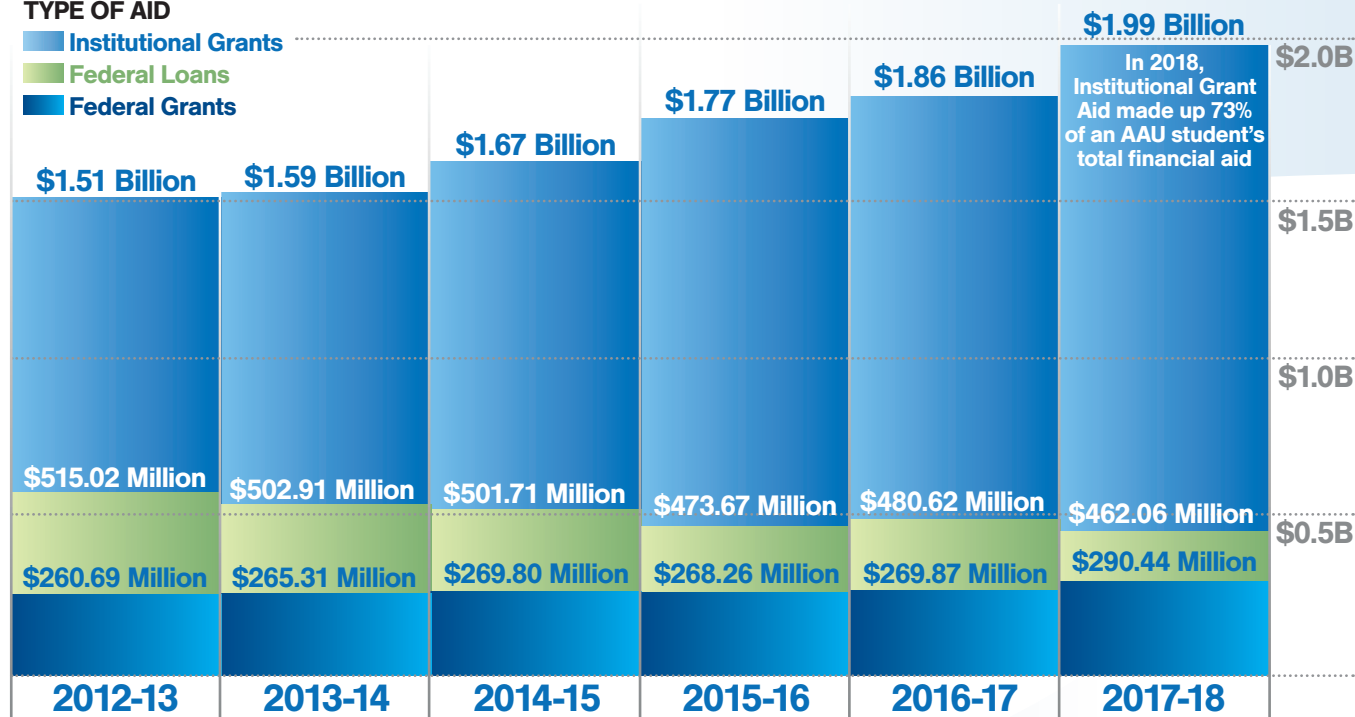
NATIONAL MEDAL OF TECHNOLOGY & INNOVATION
78%
78% of recipients are at AAU universities (of university winners)

NATIONAL MEDAL OF SCIENCE
73%
73% of all awardees are affiliated with an AAU university

INSTITUTIONAL STUDENT GRANT AID IN 2018

TYPE OF AID

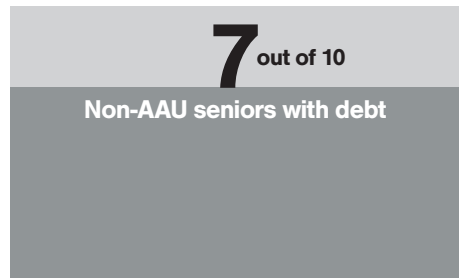
- Institutional Grants
- Federal Loans
- Federal Grants



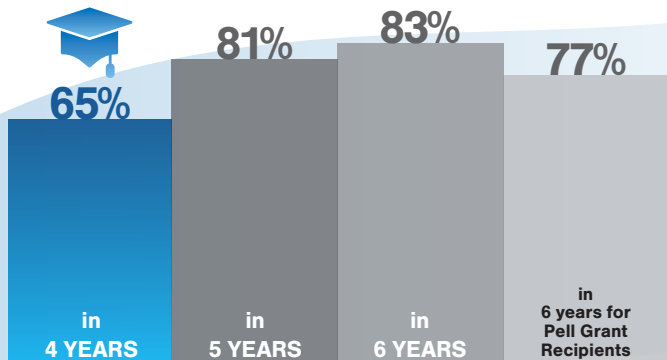
STUDENT DEBT



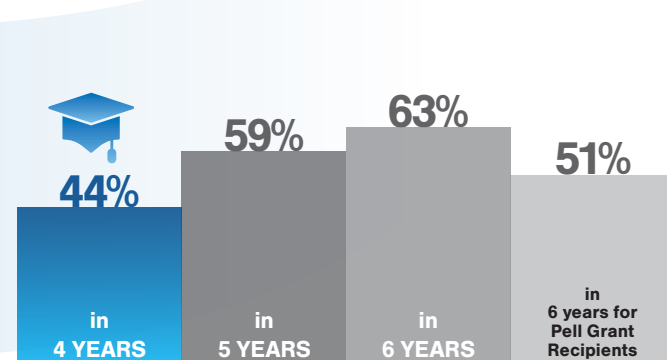
In 2018, only 4 out of 10 graduating seniors from AAU universities had debt, while 7 out of 10 graduating seniors from non-AAU universities had debt.



2018 AAU GRADUATION RATE



2018 NATIONAL GRADUATION RATE



STUDENT DEBT DEFAULT RATES

